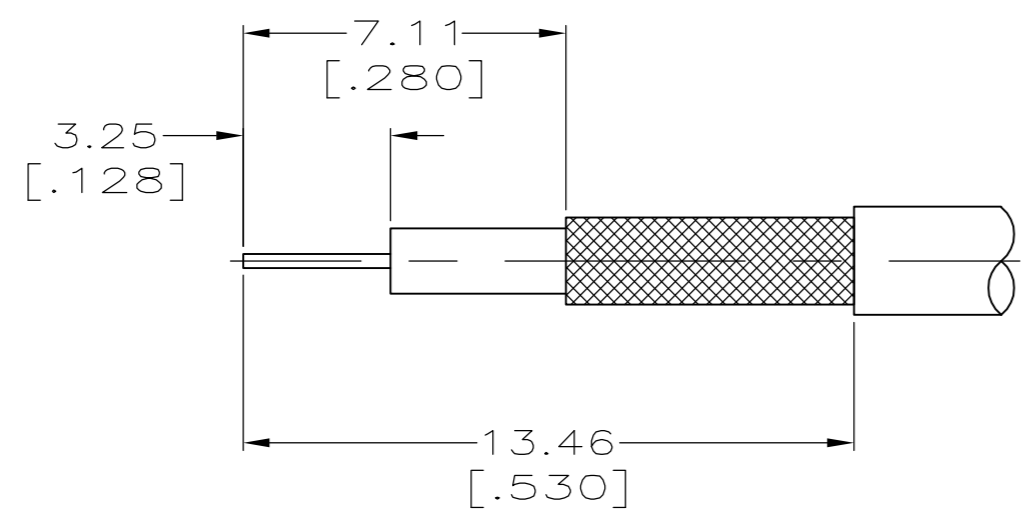
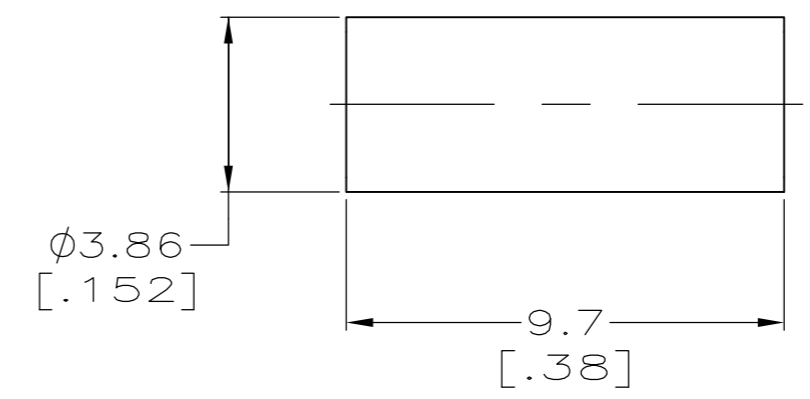
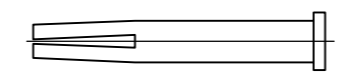
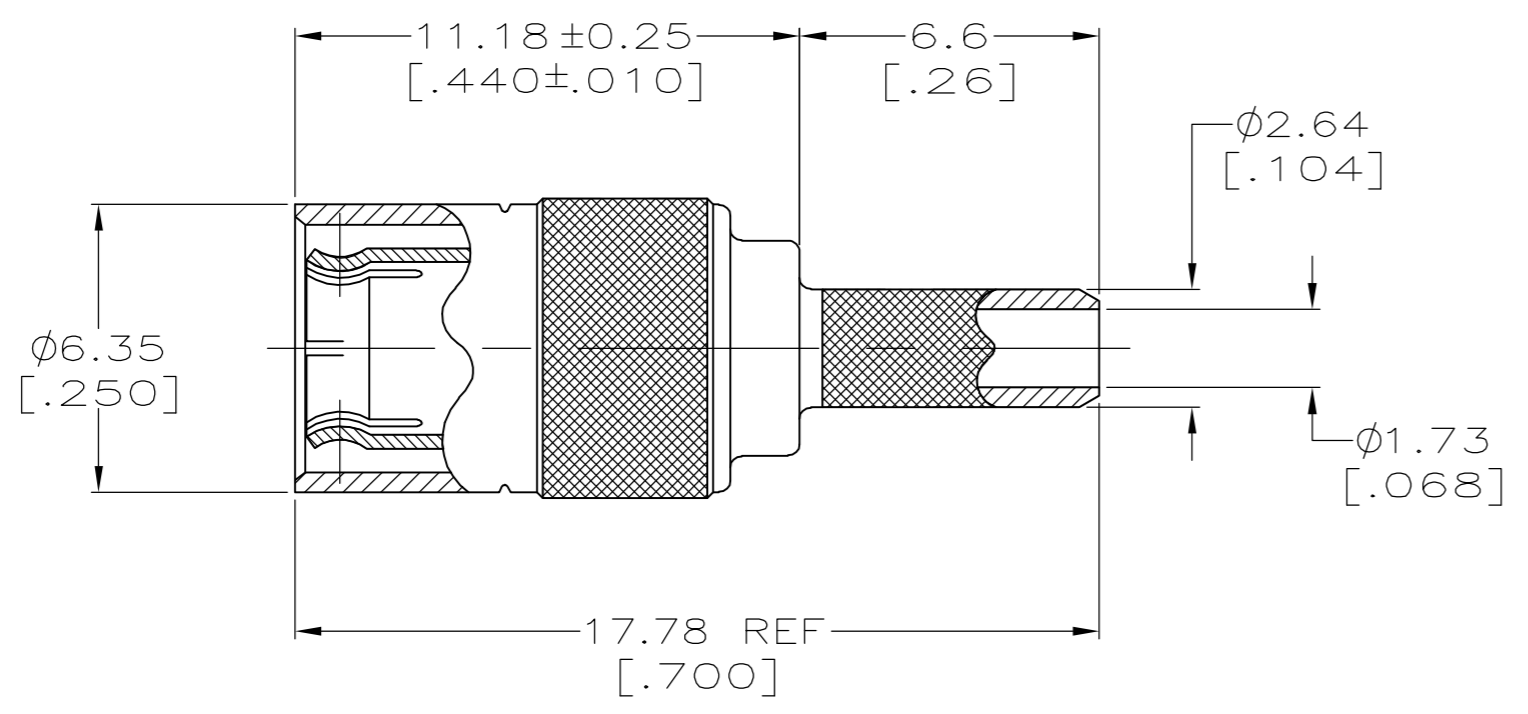


THIS DRAWING IS UNPUBLISHED. RELEASED FOR PUBLICATION  
 © COPYRIGHT BY TYCO ELECTRONICS CORPORATION. ALL RIGHTS RESERVED.

LOC		DIST		REVISIONS			
P	LTR	DESCRIPTION		DATE	DWN	APVD	
	A1	REVISED PER ECO-06-018711		30AUG2006	MC	JH	



RECOMMENDED STRIP LENGTHS



- △ MATERIALS:  
 BODY: ZINC PER ASTM-B-86.  
 OUTER CONTACT: BERYLLIUM COPPER PER ASTM-B-194.  
 CENTER CONTACT: BERYLLIUM COPPER PER ASTM-B-196.  
 DIELECTRIC: TEFLON PER ASTM-D-1710.
- △ FINISHES:  
 BODY: NICKEL PER QQ-N-290.  
 OUTER CONTACT: GOLD PER MIL-G-45204.  
 CENTER CONTACT: GOLD PER MIL-G-45204.
- △ FINISHES:  
 BODY: NICKEL PER QQ-N-290.  
 OUTER CONTACT: NICKEL PER QQ-N-290.  
 CENTER CONTACT: GOLD PER MIL-G-45204.
- △ TOOLING INFORMATION:  
 CONTACT CRIMP: HAND TOOL M-22520/2-01 WITH DANIELS POSITIONER #K699, USE WITH SELECTOR #4.  
 BRAID CRIMP: HAND TOOL M-22520/5-01 WITH DANIELS DIE SET #HX4-1637 (.128 HEX) OR AMP PRO-CRIMPER WITH DIE SET #58483-1, USE POSITION LETTER B.
- 5. SEE INSTRUCTION SHEET #2987-12.
- △ TOOLING INFORMATION:  
 CONTACT CRIMP: HAND TOOL M-22520/2-01 WITH DANIELS POSITIONER #K699, USE WITH SELECTOR #4.  
 BRAID CRIMP: HAND TOOL M-22520/2-01 WITH DANIELS DIE SET #HX4-1637 (.151 HEX) OR AMP PRO-CRIMPER WITH DIE SET #58483-1, USE POSITION LETTER C.
- △ FOR USE WITH RG 179/U CABLE
- △ FOR USE WITH RD 179/U CABLE

OBSOLETE	△8	△6	△3	415487-3
	△7	△4	△3	415487-2
	△7	△4	△2	415487-1
	CABLE	TOOLING	FINISH	PART NUMBER

THIS DRAWING IS A CONTROLLED DOCUMENT.		DWN	J.L.GROFT	6-10-97	Tyco Electronics Corporation Harrisburg, PA 17105-3608
DIMENSIONS: mm		CHK	S.W.BURKHOLDER	6-10-97	
TOLERANCES UNLESS OTHERWISE SPECIFIED:		APVD	S.W.BURKHOLDER	6-10-97	
0 PLC ± - 1 PLC ± 0.3 [.01] 2 PLC ± 0.13 [.005] 3 PLC ± - 4 PLC ± - ANGLES ± - FINISH		PRODUCT SPEC	NAME		
MATERIAL	△1	FINISH	△2 △3	WEIGHT	-
CUSTOMER DRAWING		SIZE	A2	CAGE CODE	00779
SCALE		6:1	DRAWING NO	C=415487	
SHEET		1 of 1	RESTRICTED TO	-	
REV		A1			

415487-15487